

TEMPORA® III

Internet connected bell & clock controller



User friendliness by application
of today's technology

 clock-o-matic

Touch screen 4,3 inch / 11 cm

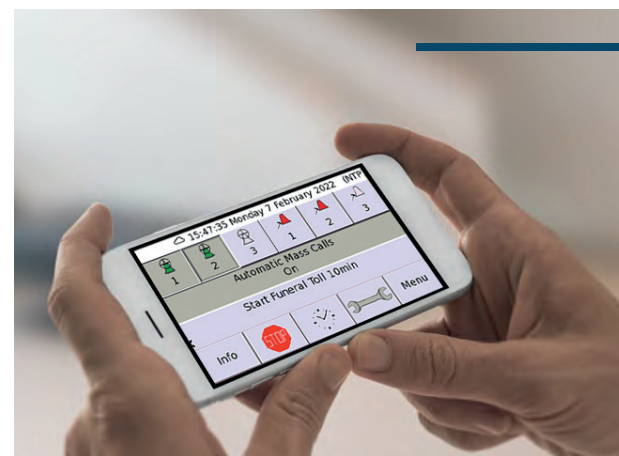
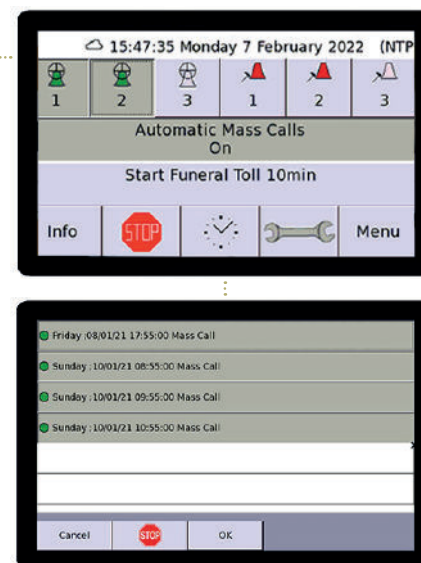


Optimal user-friendliness

Command table: to ensure easy operation, the touch screen command table shows the real bell configuration of the tower and its real time activity. The ongoing bell ringing events are shown on the bell symbols and also by displaying their sequence names.

Function keys: the installer provides an end-user menu composed of up to 66 custom-made keys that are chosen according to local ringing traditions.

Diary function key: when pressed, the next upcoming automatic bell executions are listed in chronological order and may be edited.



Compatible with PC, tablets and smartphones

iOS, Windows, Android

Remote control and remote service using internet or local network communication.

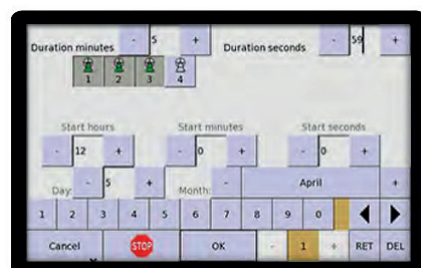


Bell control for smaller churches

Respect for local traditions

User-friendly programming, traditional bell-ringing programs are identified by their proper names. Introduction of customized ringing and tolling actions in the user screen for optimal user-friendliness.

Any traditional ringing sequence can be entered as a sequence in the Tempora III, to preserve local traditions. The ringing in and ringing out order of a bell swing peal is automatically calculated by the Tempora III, following a set of parameters filled in by the installer. The first/last clapper stroke of each bell comes up in a controlled and aesthetical order similar to hand bell ringing.



Tower clock control

Auto DST switchover

The Tempora III is capable to control up to 4 tower clock movements independently. All worldwide standards of tower clock control are supported.

DST switchover is fully automatic.

Automatic synchronization of each clock after power failure.



Worldwide time synchronization

Synchronized internal time base

The **internal time base** of the Tempora III may be synchronized with the most common standard time bases:

- DCF radio receiver (coverage: Western Europe)
- GPS satellite receiver (coverage: worldwide)
- NTP Network Time Protocol server (Internet connection required)

All tower clocks & slave clocks are synchronized by the Tempora III.

Worldwide automatic DST changeover.

Remote programming and service

LAN internet connection

The **LAN internet connection (option)** of the Tempora III allows the installer to offer remote technical service for program changes, technical analysis...

The end-user has **full access** to all functions to program or manually control the bells.

The Tempora III can **connect to the Internet** by means of any router, wired internet or by wireless modems.





TEMPORA® III

Internet connected bell & clock controller



Electrical and mechanical specifications

- Power supply: 100 – 240 VAC
- Power consumption: max. 25 W
- Network connection: RJ45, IEEE 802.3i / 802.3u compatible, 10/100 Mbit/s autonegotiation
- Network Protocols supported: Avahi, Network Time Protocol (NTP), SFTP (ports 22 and 2222), http (port 80), VNC (port 5900)
- Internal time backup: rechargeable LiMnO2 battery, autonomy: 14 days, expected life time 10 years
- Data backup: flash memory
- Housing:
Wall mount: ABS/PC UL94-V0 (self-extinguishing), 215 x 150 x 60 mm

CE Standard

The device complies with the following standards:

Security standard:

- EN 609505

Electromagnetic compatibility:

- EN 50081-2: Generic Emission Standard EN 55022
- EN 50082-2: Generic Immunity Standard
- EN 61000-4-2: Electrostatic Discharge (ESD)
- EN 61000-4-3: Radiated Electromagnetic Field
- EN 61000-4-4: Electrical Fast Transient/Burst
- EN 61000-4-5: Surge Immunity

Hardware

- 1x USB, 1x LAN
- 4, 6 of 8 outputs
- 2 inputs (licence)

Programs

4x300 permanent /
4x24 one-time programs for:

- Swinging bell
- Continuous outputs (lights, automatic doors...)
- Sequences (combined executions)



Tolling



Hour strike



Swinging bells



Angelus



Funeral tolls



Tower clock control



Lighting control

All Master Clock Types - Selection Table

Master clocks:	Apollo III	Tempora III	Tempus III E	Tempus III
Typical application:	Churches, carillons Schools & Industry	Smaller churches Schools & Industry	Monumental clocks Hourstrike bells	Monumental clocks Indoor clock circuits
Display/Command table:	Touchscreen 7 inch	Touchscreen 4,3 inch	OLED alphanumeric	OLED alphanumeric
Bell Striker outputs:	Yes	Yes	2	No
Bell swing outputs:	Yes	Yes	No	No
Total N. of outputs:	10 or 12 relay outputs	8, 6 or 4 relay outputs	One for 3-wire clocks One for 24VDC polarized clocks	One for 3-wire clocks One for 24VDC polarized clocks
Extension of outputs:	Yes, option up to 125 by serial bus comm.	No	No	No
Inputs:	Yes, 4, by option board	Yes, 2, option license	No	No
Digital sound:	Yes, bell sound sampler & MP3	No	No	No
Remote programming and service (internet LAN port):	Option	Option	No	No
Time sync:	Option GPS, DCF, NTP	Option GPS, DCF, NTP	Option GPS, DCF	Option GPS, DCF
Serial bus system for tower equipment:	Yes	No	No	No



CAMPA products
made by clock-o-matic
www.clock-o-matic.com